

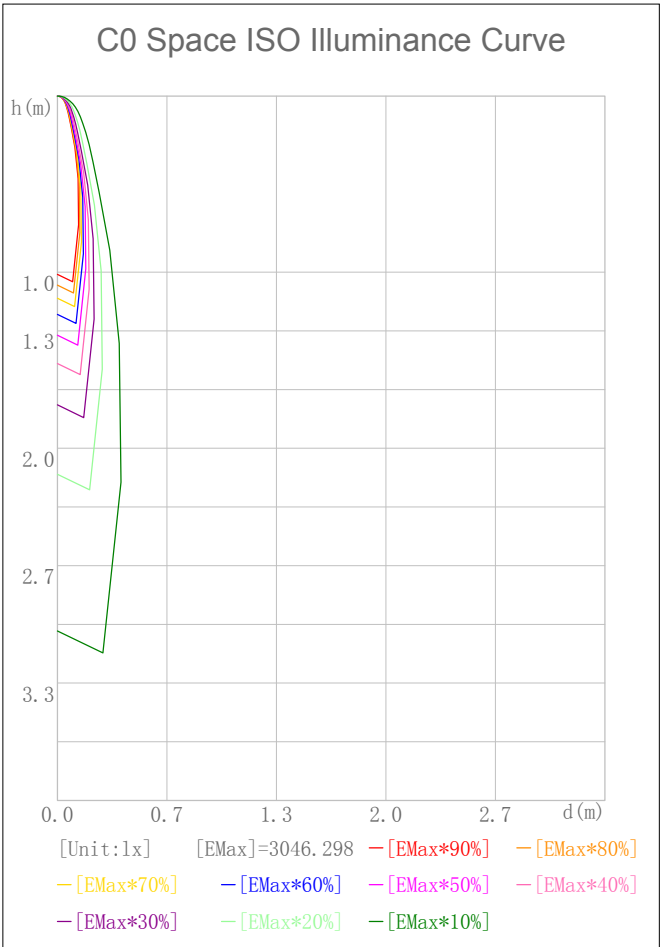
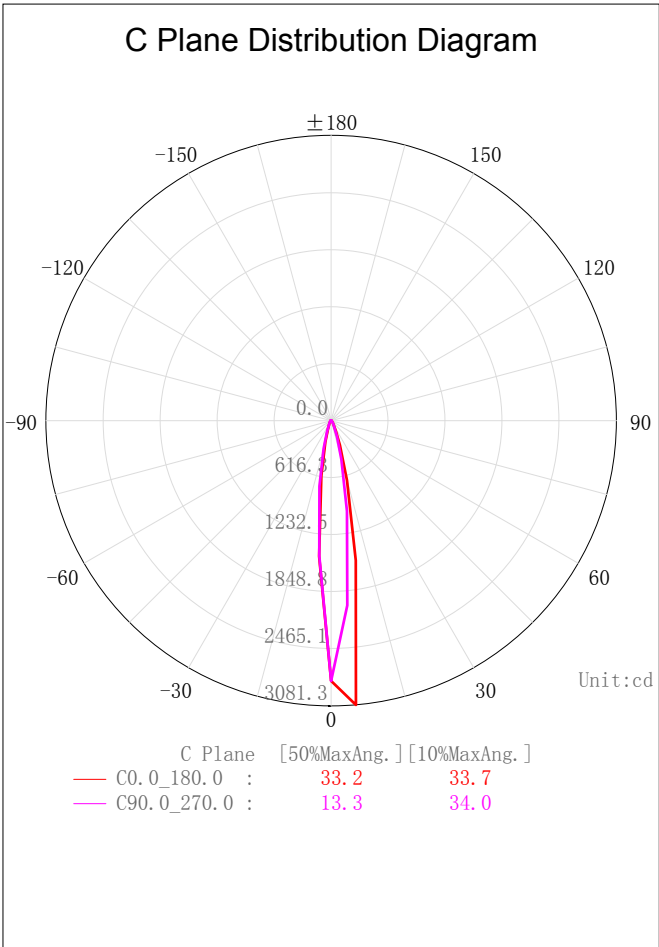
Indoor Luminaire Photometric Data

Description Information

Luminary Name:PD09-06-DW-01 1800-3000K RA90 15D		Lum. Catalog:	Test ID: 01
Lamp Name:		Lamp Catalog: LED	Test Date: 2022/08/29
Manufacture: Shenzhen Norming Lighting		Shld. Ang(°):	Test Machine:GON-2000
Test Lab: Quality Department		Frequency (Hz):	Lamp CCT(K): Ra:
Lum. Size (W*L*H):0.076m*0.076m*0.000m		Lum. Area (m2):0.006	Lum. W(kg): 0.000
Test System: C, γ	Test Step: C=90.0 γ=5.0	Temp. (°C): 25	Humidity(%): 50.0

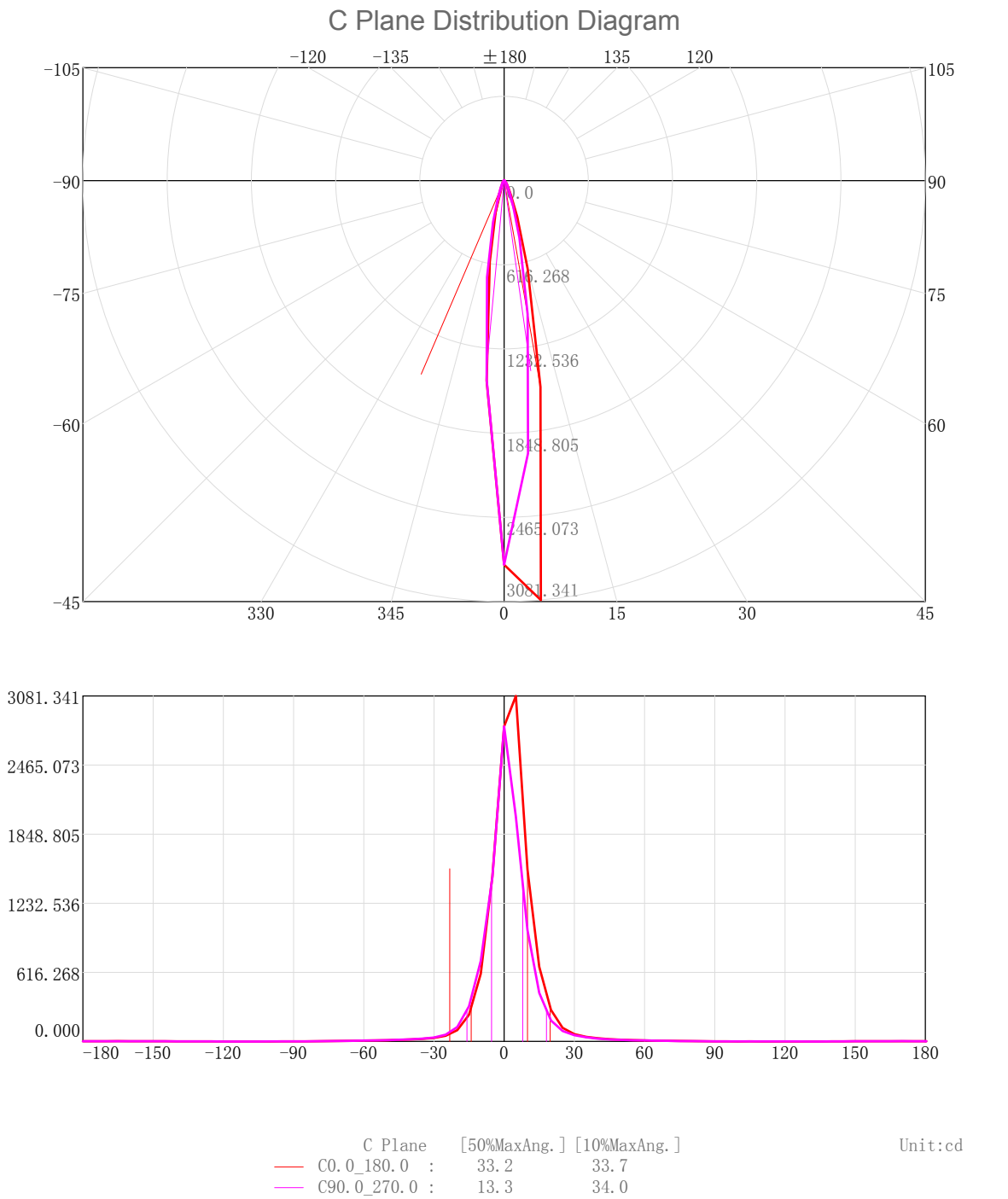
Character Parameter

Lamp Speciality Parameter		Luminaire Speciality Parameter	
Rated Flux(lm): 401.030	Luminary Flux(lm): 401.034	Field Angle(10%Imax): 33.7(°)	
Rated Power(W):	Luminary Efficiency: 100.00%	Down Lumens&Percent: 394.257lm 98.31%	
Rated Voltage(V):	Luminary EER(lm/W): 69.084	Up Lumens&Percent: 6.777lm 1.69%	
Tested Power(W): 5.805	Max. Candela(cd): 3081.341	S/MH: C0_a180=0.275 C90_270=0.229	
Lamps' Inside: 1	Max Cand@Ang. (°): C=0.0 γ=5.0	CIE Type: Semi-Direct	
Tested Electrics (V, A, pf):239.9, 0.029, 0.834	Beam Angle(50%Imax): 14.7(°)	ErP ϕ use(90°): 348.810lm	
Lamp Size (W*L*H):0.076m*0.076m*0.000m	Left=-4.7°, Right=10.0°	IRF(%): 1440.896	



2D Plane Light Intensity Distribution Curve

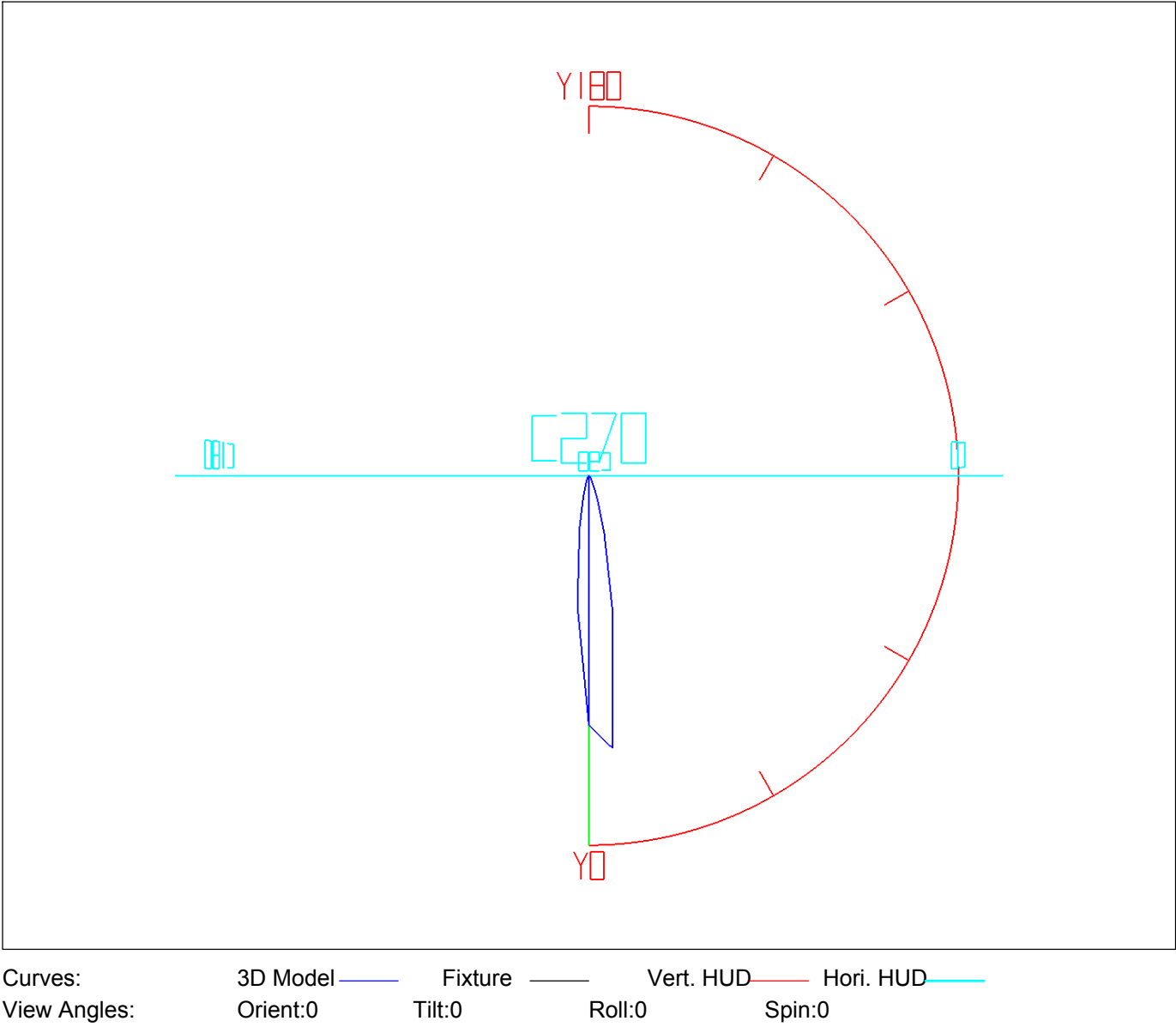
Lum. Name: PD09-06-DW-01 1800-3000K RA90 15D	Lum. Catalog:	Test ID: 01
Lamp Name:	Lamp Catalog: LED	Test Lab: Quality Department
Manufacture: Shenzhen Norming Lighting	Test Machine:GON-2000	Test Date: 2022/08/29



3D Light Intensity Distribution Modal

Lum. Name: PD09-06-DW-01 1800-3000K RA90 15D	Lum. Catelog:	Test ID: 01
Lamp Name:	Lamp Catelog: LED	Test Lab: Quality Department
Manufacture: Shenzhen Norming Lighting	Test Machine:GON-2000	Test Date: 2022/08/29

3D Light Intensity Distribution Modal

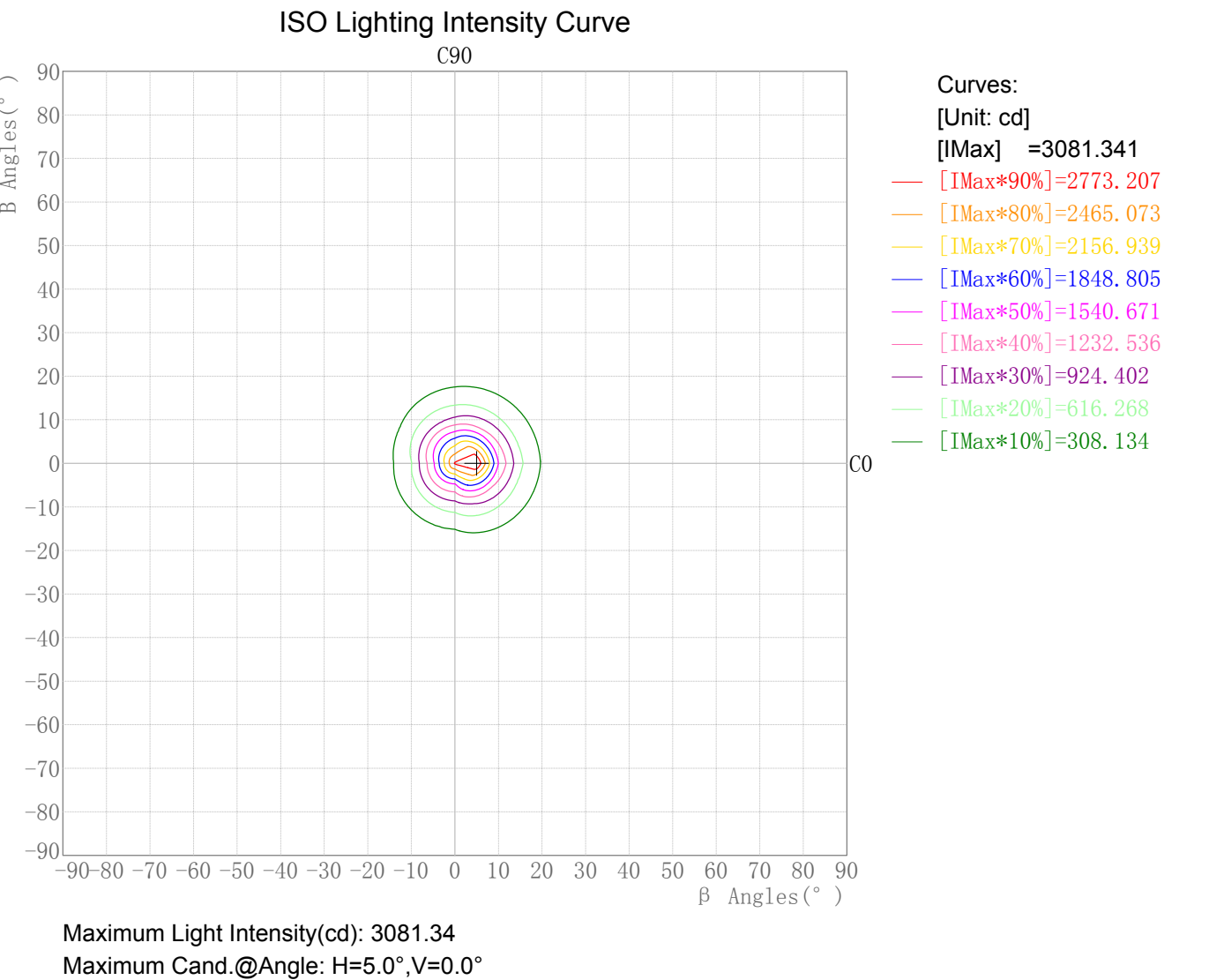


Zonal Flux Tabulation

Zone(γ)	Zone Flux (lm)	Sums Flux (lm)	Zone%Lamp	Sums%Lamp
0.0-5.0	57.56	57.56	14.35	14.35
5.0-10.0	106.12	163.69	26.46	40.82
10.0-15.0	81.56	245.24	20.34	61.15
15.0-20.0	48.42	293.67	12.07	73.23
20.0-25.0	26.89	320.56	6.71	79.93
25.0-30.0	16.34	336.90	4.07	84.01
30.0-35.0	11.65	348.55	2.91	86.91
35.0-40.0	9.15	357.70	2.28	89.19
40.0-45.0	7.46	365.15	1.86	91.05
45.0-50.0	6.22	371.37	1.55	92.60
50.0-55.0	5.30	376.68	1.32	93.93
55.0-60.0	4.54	381.21	1.13	95.06
60.0-65.0	3.81	385.02	0.95	96.01
65.0-70.0	3.09	388.11	0.77	96.78
70.0-75.0	2.40	390.51	0.60	97.38
75.0-80.0	1.77	392.28	0.44	97.82
80.0-85.0	1.21	393.49	0.30	98.12
85.0-90.0	0.76	394.26	0.19	98.31
90.0-95.0	0.52	394.78	0.13	98.44
95.0-100.0	0.42	395.20	0.10	98.55
100.0-105.0	0.35	395.55	0.09	98.63
105.0-110.0	0.32	395.88	0.08	98.71
110.0-115.0	0.29	396.16	0.07	98.79
115.0-120.0	0.24	396.40	0.06	98.85
120.0-125.0	0.23	396.63	0.06	98.90
125.0-130.0	0.25	396.89	0.06	98.97
130.0-135.0	0.30	397.18	0.07	99.04
135.0-140.0	0.41	397.59	0.10	99.14
140.0-145.0	0.57	398.16	0.14	99.28
145.0-150.0	0.66	398.82	0.16	99.45
150.0-155.0	0.63	399.45	0.16	99.61
155.0-160.0	0.55	400.00	0.14	99.74
160.0-165.0	0.45	400.45	0.11	99.86
165.0-170.0	0.33	400.78	0.08	99.94
170.0-175.0	0.20	400.97	0.05	99.99
175.0-180.0	0.06	401.03	0.01	100.00

Rectangle ISO Lighting Intensity Diagram

Lum. Name: PD09-06-DW-01 1800-3000K RA90 15D	Lum. Catelog:	Test ID: 01
Lamp Name:	Lamp Catelog: LED	Test Lab: Quality Department
Manufacture: Shenzhen Norming Lighting	Test Machine:GON-2000	Test Date: 2022/08/29

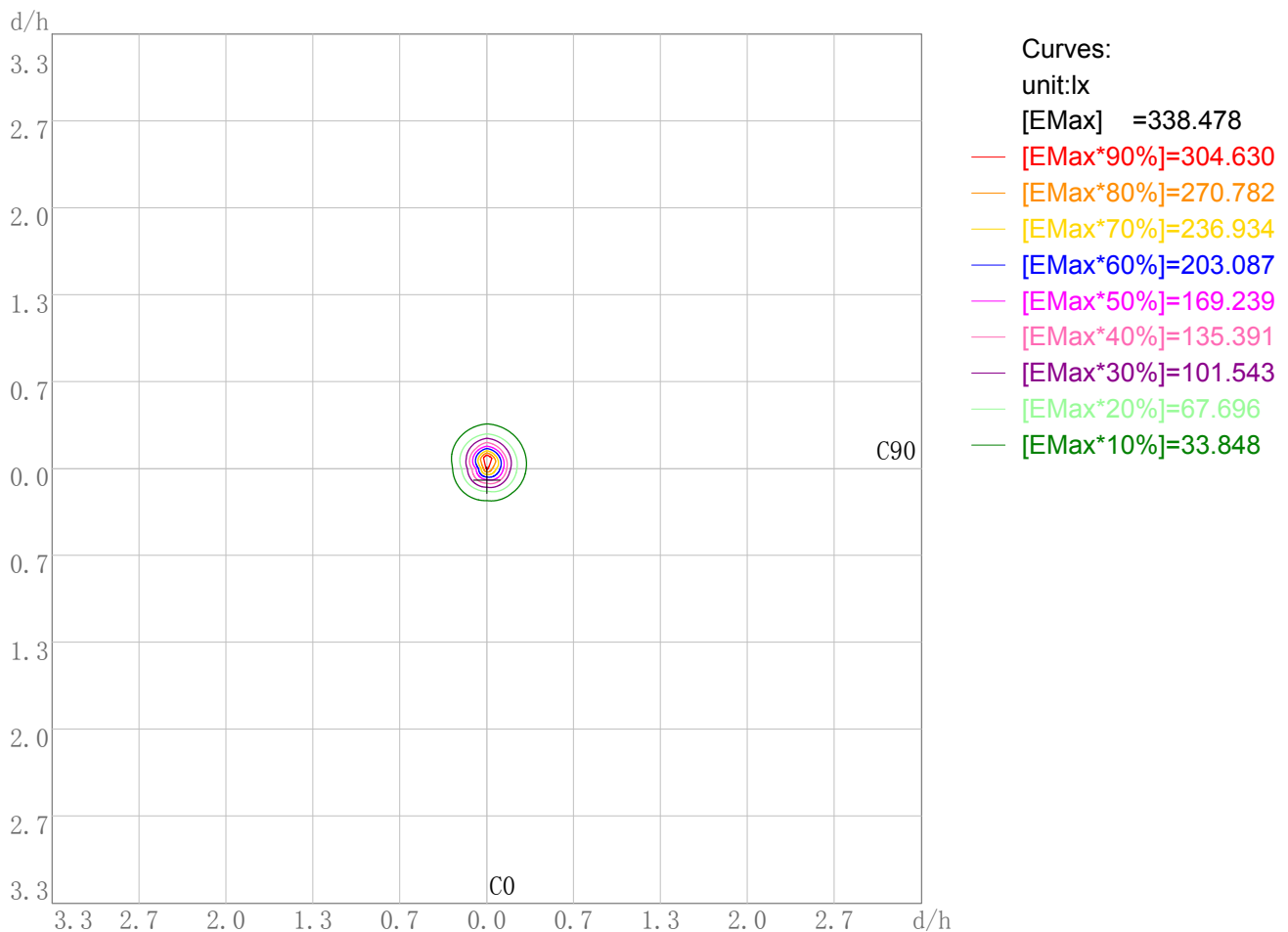


Photometric Filename:PD09-06-DW-01 1800-3000K RA90 15D.IES

Plane ISO-Illuminance Diagram

Lum. Name: PD09-06-DW-01 1800-3000K RA90 15D	Lum. Catalog:	Test ID: 01
Lamp Name:	Lamp Catalog: LED	Test Lab: Quality Department
Manufacture: Shenzhen Norming Lighting	Test Machine: GON-2000	Test Date: 2022/08/29

Plane ISO-Illuminance Curve



Working Plane Luminaire Mounting Height(m): 3.00

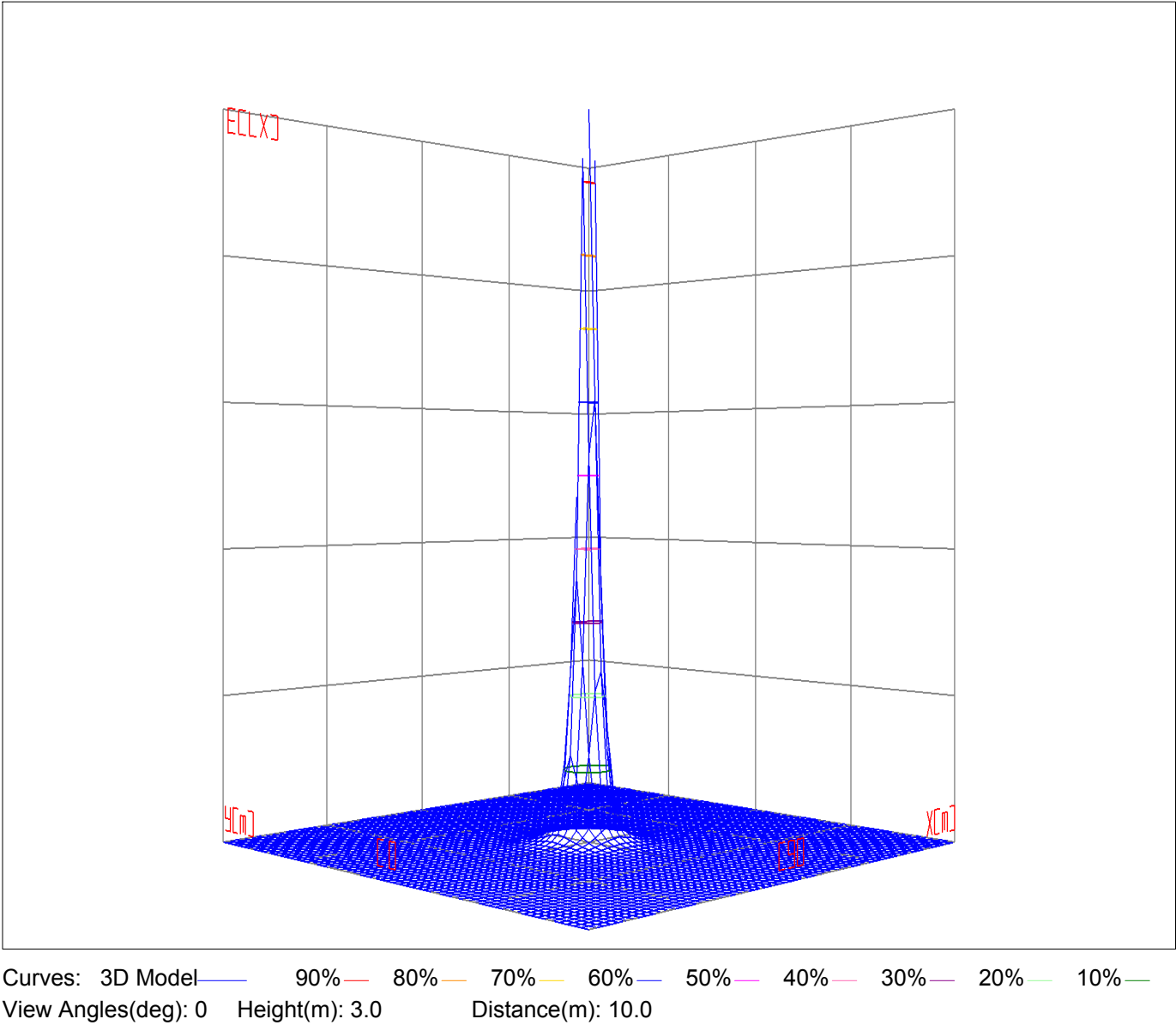
Working Plane Maximum Illuminance(lx): 338.48

Working Plane Maximum Illuminance Position(d/h):H0.0 V0.1

3D Plane ISO Illuminance Diagram

Lum. Name: PD09-06-DW-01 1800-3000K RA90 15D	Lum. Catelog:	Test ID: 01
Lamp Name:	Lamp Catelog: LED	Test Lab: Quality Department
Manufacture: Shenzhen Norming Lighting	Test Machine:GON-2000	Test Date: 2022/08/29

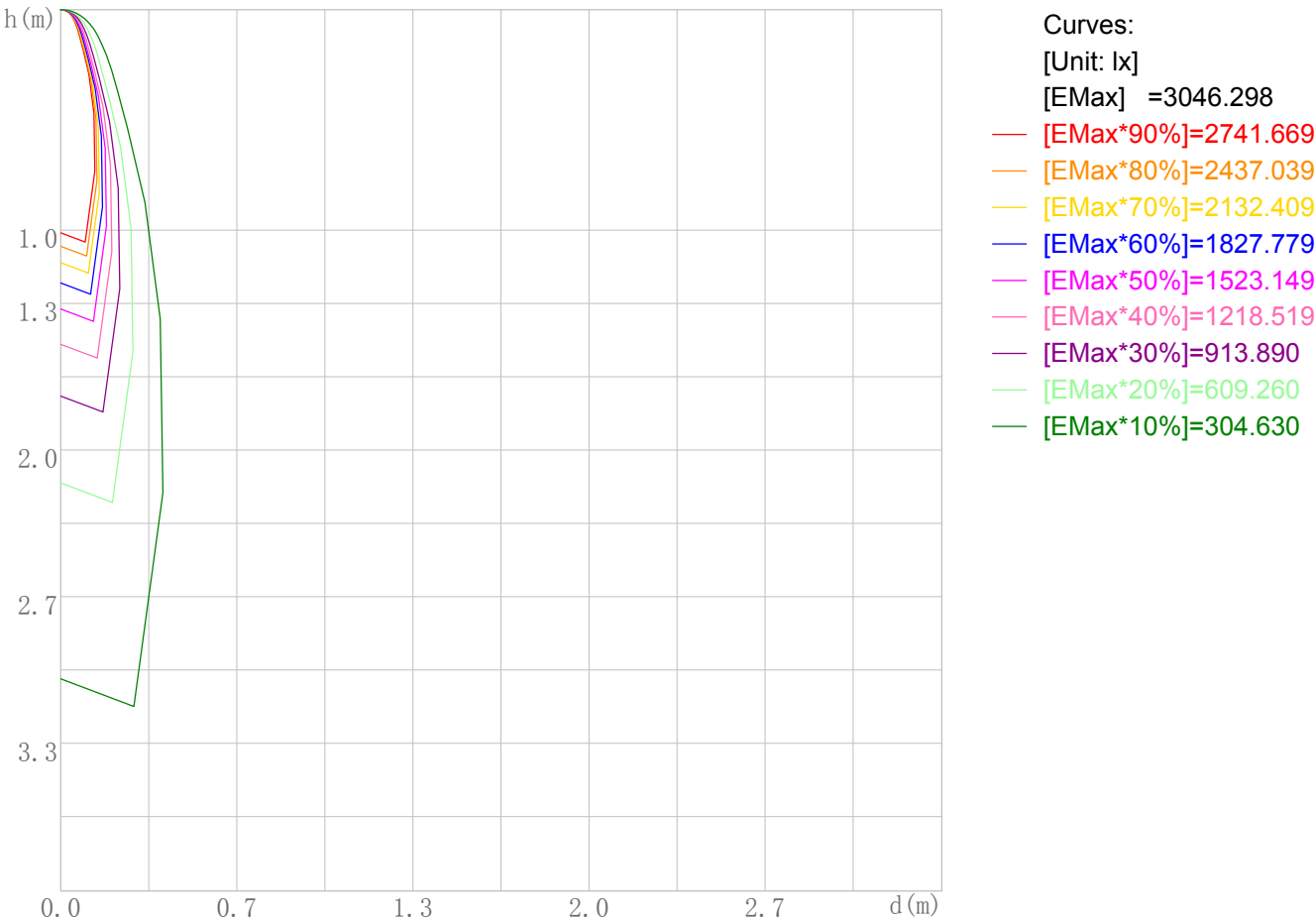
3D Plane Illuminance Modal



Space ISO Illuminance Diagram

Lum. Name: PD09-06-DW-01 1800-3000K RA90 15D	Lum. Catelog:	Test ID: 01
Lamp Name:	Lamp Catelog: LED	Test Lab: Quality Department
Manufacture: Shenzhen Norming Lighting	Test Machine:GON-2000	Test Date: 2022/08/29

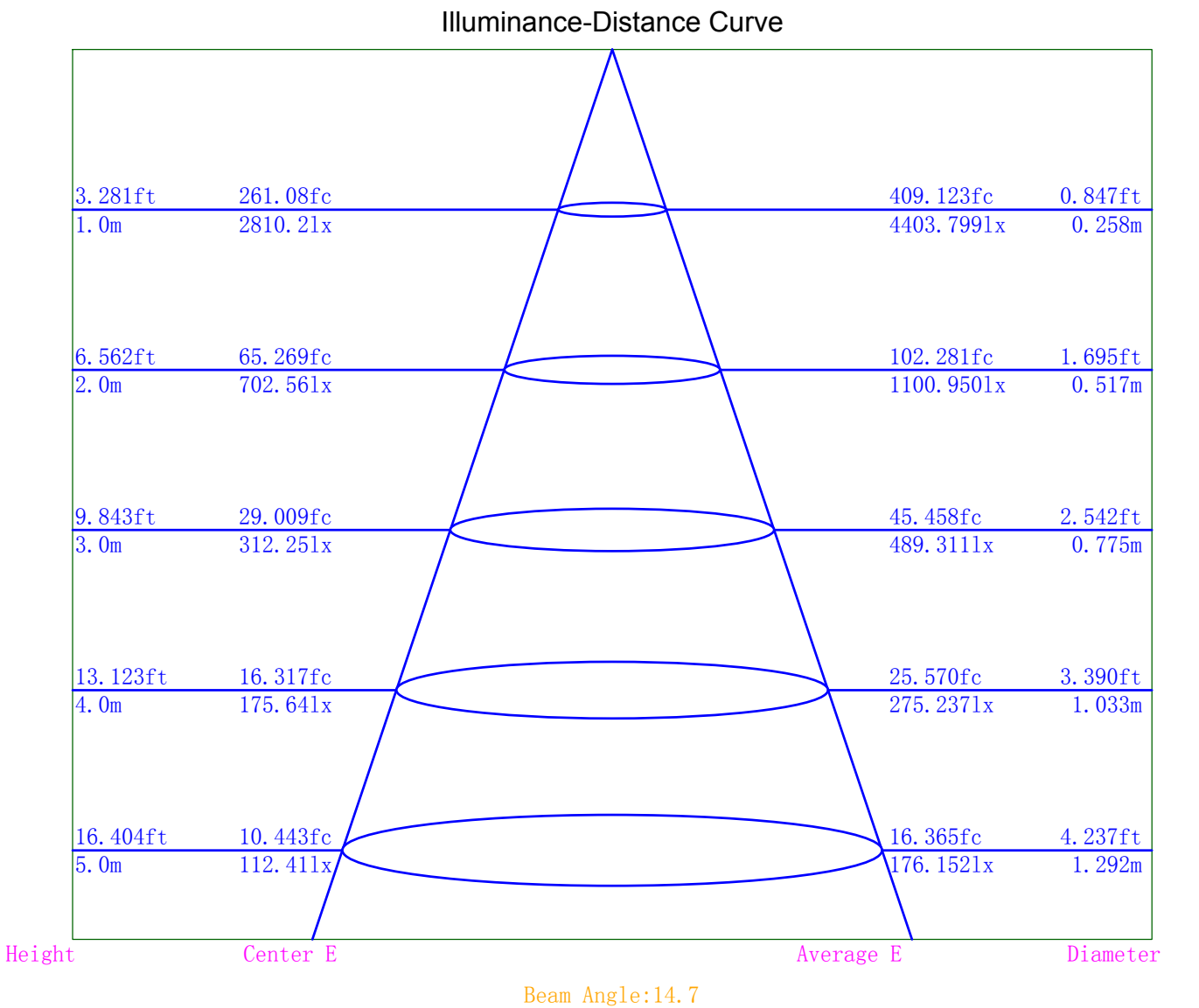
Space ISO Illuminance Curve



Space Plane Maximum Illuminance and @Angle:3046.30lx,5.0deg
Plane Maximum Lighting Intensity and @Angle:3081.341cd,0eg

Illuminance-Distance Diagram

Lum. Name: PD09-06-DW-01 1800-3000K RA90 15D	Lum. Catelog:	Test ID: 01
Lamp Name:	Lamp Catelog: LED	Test Lab: Quality Department
Manufacture: Shenzhen Norming Lighting	Test Machine:GON-2000	Test Date: 2022/08/29



Indoor Luminance Limiting Curves

Lum. Name: PD09-06-DW-01 1800-3000K RA90 15D	Lum. Catalog:	Test ID: 01
Lamp Name:	Lamp Catalog: LED	Test Lab: Quality Department
Manufacture: Shenzhen Norming Lighting	Test Machine:GON-2000	Test Date: 2022/08/29

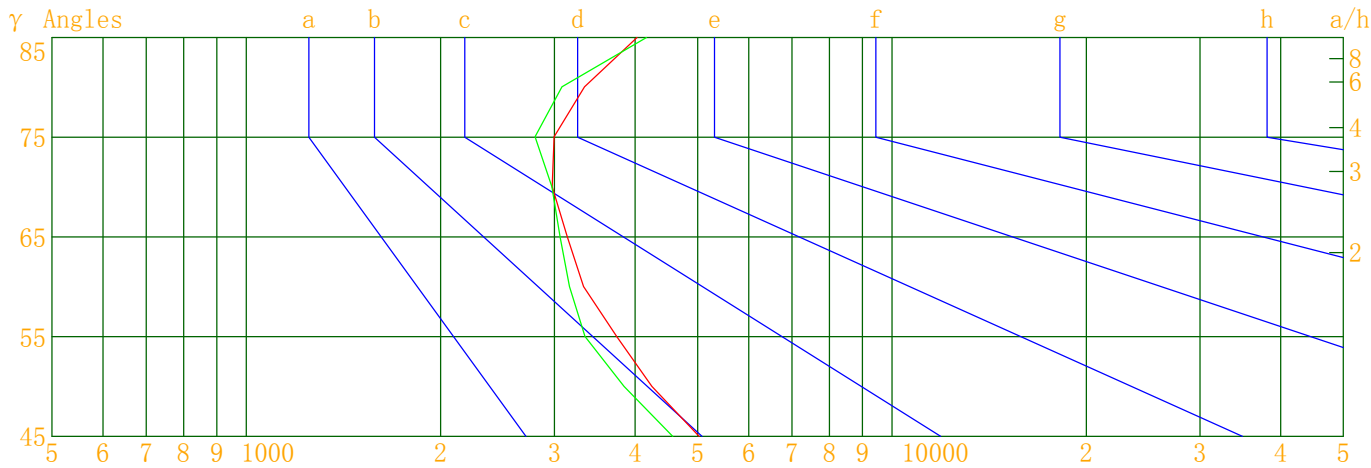
Glare Grade Table

GI	Quality	Using Illuminance							
1.15	A	2000	1000	500	<=300				
1.5	B		2000	1000	500	<=300			
1.85	C			2000	1000	500	<=300		
2.2	D				2000	1000	500	<=300	
2.55	E	a				2000	1000	500	<=300
			b	c	d	e	f	g	h

Luminance Table

Gama(deg)	45	50	55	60	65	70	75	80	85
C0	5029	4249	3747	3329	3140	2976	2997	3340	4029
C90	4576	3846	3347	3166	3061	2974	2801	3083	4166

Luminance Limiting Curve



Luminous Size:

Length(m)=0.076

Width(m)=0.076

Height(m)=0.000

Area(m^2)=0.005776

Luminous Type:

Without Luminous Side

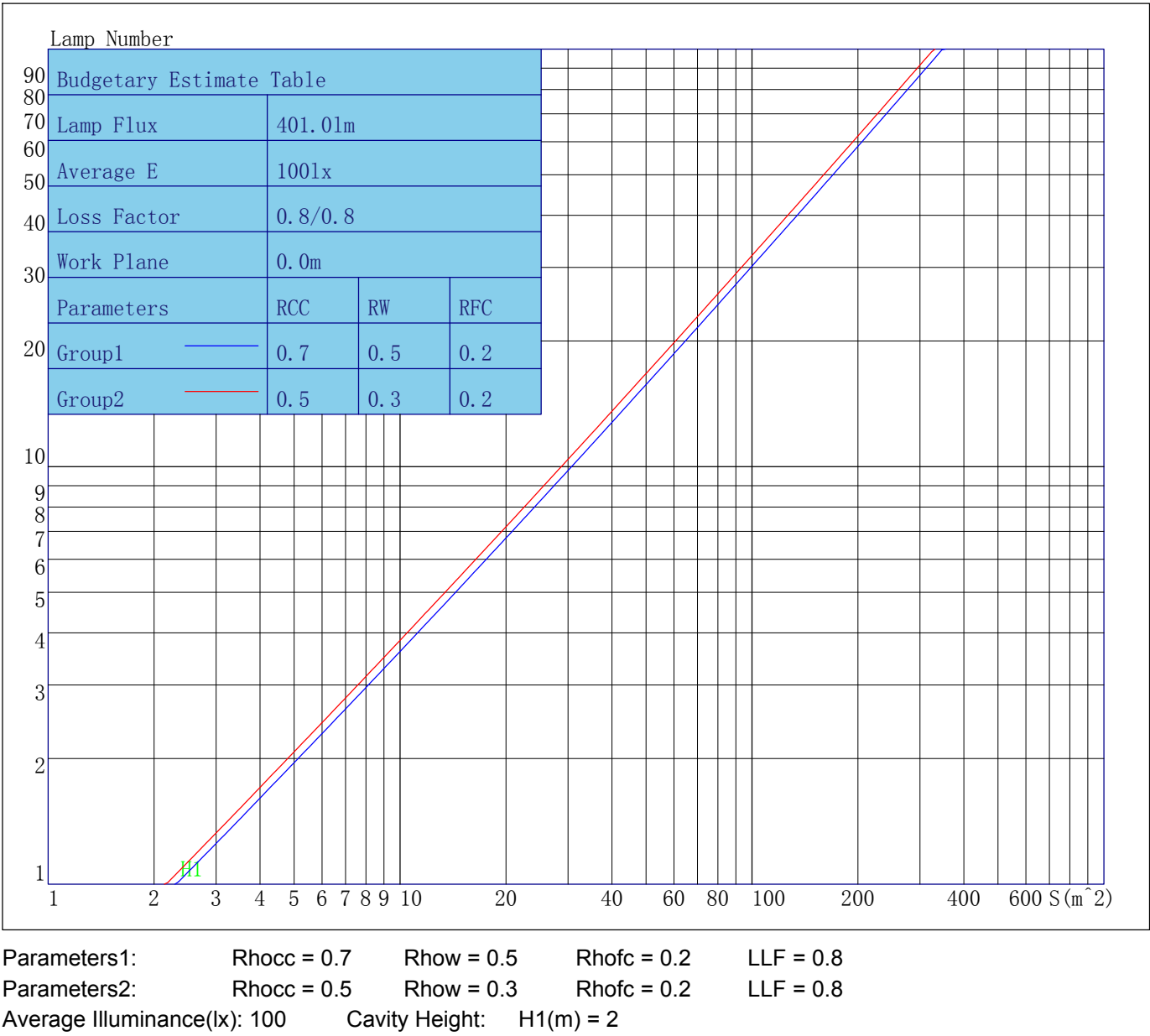
Luminous Curves:

C0-C180 Color: —

C90-C270 Color: —

Indoor Budgetary Estimate Table

Lum. Name: PD09-06-DW-01 1800-3000K RA90 15D	Lum. Catalog:	Test ID: 01
Lamp Name:	Lamp Catalog: LED	Test Lab: Quality Department
Manufacture: Shenzhen Norming Lighting	Test Machine:GON-2000	Test Date: 2022/08/29



Indoor Coefficient of Utilization Table

Lum. Name: PD09-06-DW-01 1800-3000K RA90 15D	Lum. Catelog:	Test ID: 01
Lamp Name:	Lamp Catelog: LED	Test Lab: Quality Department
Manufacture: Shenzhen Norming Lighting	Test Machine:GON-2000	Test Date: 2022/08/29

Coefficients of Utilization - Zonal Cavity Method																		
Coef.	Effective Floor Cavity Reflectance RFC=0.20																	
RhoCC (%)	80				70				50			30			10			0
RhoW (%)	70	50	30	10	70	50	30	10	50	30	10	50	30	10	50	30	10	0
RCR	Coefficient of Utilization(%)																	
0	119	119	119	119	116	116	116	116	110	110	110	105	105	105	100	100	100	98
1	114	111	109	107	111	109	107	105	105	103	102	101	100	99	97	96	95	94
2	109	105	102	99	107	103	100	98	100	98	95	97	95	93	94	92	91	89
3	105	100	96	93	103	99	95	92	96	93	90	93	91	89	91	89	87	86
4	102	96	91	88	100	95	90	87	92	89	86	90	87	85	88	86	84	83
5	98	92	87	84	97	91	87	84	89	85	83	87	84	82	86	83	81	80
6	95	89	84	81	94	88	83	80	86	83	80	85	82	79	83	81	78	77
7	93	86	81	78	91	85	81	78	84	80	77	82	79	77	81	78	76	75
8	90	83	79	75	89	82	78	75	81	78	75	80	77	75	79	76	74	73
9	88	81	76	73	87	80	76	73	79	75	73	78	75	73	77	74	72	71
10	86	78	74	71	85	78	74	71	77	74	71	76	73	71	76	73	71	70

Unified Glare Rating Table

Lum. Name: PD09-06-DW-01 1800-3000K RA90 15D	Lum. Catelog:	Test ID: 01
Lamp Name:	Lamp Catelog: LED	Test Lab: Quality Department
Manufacture: Shenzhen Norming Lighting	Test Machine:GON-2000	Test Date: 2022/08/29

Unified Glare Rating Table

Ceiling RCC	0.70	0.70	0.50	0.50	0.30	0.70	0.70	0.50	0.50	0.30
Wall RW	0.50	0.30	0.50	0.30	0.30	0.50	0.30	0.50	0.30	0.30
Floor RFC	0.20	0.20	0.20	0.20	0.20	0.20	0.20	0.20	0.20	0.20
Room Size	Vewed crosswise					Vewed endwise				
X=2H Y=2H	12.1	13.2	12.5	13.5	13.9	11.6	12.7	12.0	13.0	13.4
	13.1	14.1	13.6	14.5	14.9	12.8	13.7	13.2	14.1	14.5
	13.7	14.6	14.1	15.0	15.4	13.3	14.2	13.8	14.6	15.0
	14.2	15.0	14.7	15.4	15.9	13.8	14.7	14.3	15.1	15.5
	14.5	15.2	14.9	15.7	16.1	14.1	14.9	14.6	15.3	15.8
	14.7	15.5	15.2	15.9	16.3	14.4	15.1	14.8	15.5	16.0
X=4H Y=2H	12.4	13.3	12.9	13.7	14.1	12.0	12.9	12.4	13.3	13.7
	13.7	14.5	14.1	14.9	15.3	13.4	14.1	13.8	14.6	15.0
	14.4	15.1	14.8	15.5	16.0	14.0	14.7	14.5	15.2	15.7
	15.1	15.7	15.6	16.2	16.7	14.7	15.3	15.2	15.8	16.3
	15.4	16.0	15.9	16.5	17.0	15.1	15.6	15.6	16.1	16.6
	15.7	16.2	16.2	16.7	17.3	15.4	15.9	15.9	16.4	17.0
X=8H Y=4H	14.6	15.1	15.1	15.6	16.1	14.3	14.8	14.8	15.3	15.8
	15.5	15.9	16.0	16.5	17.0	15.1	15.6	15.6	16.1	16.7
	15.9	16.3	16.5	16.9	17.4	15.6	16.0	16.1	16.6	17.1
	16.4	16.8	16.9	17.3	17.9	16.1	16.5	16.7	17.0	17.6
X=12H Y=4H	14.6	15.1	15.1	15.6	16.1	14.3	14.8	14.8	15.3	15.8
	15.5	15.9	16.1	16.4	17.0	15.2	15.6	15.7	16.1	16.7
	16.0	16.4	16.6	17.0	17.6	15.7	16.1	16.3	16.6	17.2
Variations with the objerver position at spacings										
S=1.0H	0.2/-0.3					0.3/-0.3				
S=1.5H	0.5/-0.5					0.5/-0.5				
S=2.0H	0.6/-0.7					0.6/-0.7				
Reduced UGR Table:										
Nordic Standard Table:	BK0					BK0				
Correction Value	2.8					2.9				

o the CIE Pub.117, data has been corrected, refers to the lamp's lumens 8.2flm.

Candela Tabulation

V/H	C0.0	C90.0	C180.0	C270.0
γ 0.0	2810.23	2810.23	2810.23	2810.23
γ 5.0	3081.34	2002.90	1471.96	1462.62
γ 10.0	1533.03	992.21	604.33	718.01
γ 15.0	666.11	433.49	238.74	313.62
γ 20.0	281.53	186.96	100.86	128.93
γ 25.0	121.26	93.86	51.12	61.01
γ 30.0	65.58	56.07	31.93	35.63
γ 35.0	41.97	37.19	23.14	25.01
γ 40.0	28.77	25.76	18.22	19.25
γ 45.0	20.54	18.69	14.43	15.42
γ 50.0	15.77	14.28	11.55	12.46
γ 55.0	12.41	11.09	9.71	10.30
γ 60.0	9.61	9.14	7.93	8.28
γ 65.0	7.67	7.47	6.10	6.48
γ 70.0	5.88	5.88	4.49	4.88
γ 75.0	4.48	4.19	3.30	3.64
γ 80.0	3.35	3.09	2.05	2.33
γ 85.0	2.03	2.10	1.38	1.50
γ 90.0	1.27	1.28	0.73	0.88
γ 95.0	0.85	1.09	0.62	0.89
γ 100.0	0.54	0.82	0.49	0.88
γ 105.0	0.87	0.64	0.45	0.61
γ 110.0	0.52	0.83	0.47	0.58
γ 115.0	0.48	0.61	0.52	0.49
γ 120.0	0.19	0.64	0.46	0.55
γ 125.0	0.00	0.71	0.83	0.63
γ 130.0	0.33	0.57	1.00	0.61
γ 135.0	0.48	0.50	1.27	1.10
γ 140.0	0.90	1.18	1.79	1.60
γ 145.0	1.61	1.61	2.69	2.21
γ 150.0	2.31	2.35	2.97	2.20
γ 155.0	2.24	2.66	2.71	2.57
γ 160.0	2.55	2.66	2.99	2.56
γ 165.0	2.54	2.76	3.19	2.52
γ 170.0	2.95	3.11	2.88	2.21
γ 175.0	2.88	2.86	2.77	2.16
γ 180.0	2.33	2.33	2.33	2.33